

### Marketing information



### Fund manager commentary



Der Zukunftsfonds ended March with +4.40% in the C tranche and +4.37% in the R tranche. Since the beginning of the year, the C tranche is up 5.27% and the R tranche 5.10%. Most asset classes performed exceptionally well in March. While the equity markets made good gains (DAX +4.61% / S&P500 +3.1%), the bond markets were significantly weaker (long-term German government bonds 1.0% / US government bonds 0.4%). The performance of Bitcoin, which gained 15.3% in March alone, and the gold price, which ended the month up 9.1%, was also particularly good. The equity allocation in Der Zukunftsfonds was 30% at the end of March, while the bond allocation was 50%. 10% is invested in gold and 3% in cryptocurrencies. The remaining 7% is currently in cash. Der Zukunftsfonds thus ended the first quarter at its all-time high. The performance of Der Zukunftsfonds since the beginning of the year is also already above its target corridor of 2-4% at the end of the first quarter. We will therefore use strong market days in the coming month to reduce the risk, as we do not expect 2024 to pass without a correction on the stock markets.

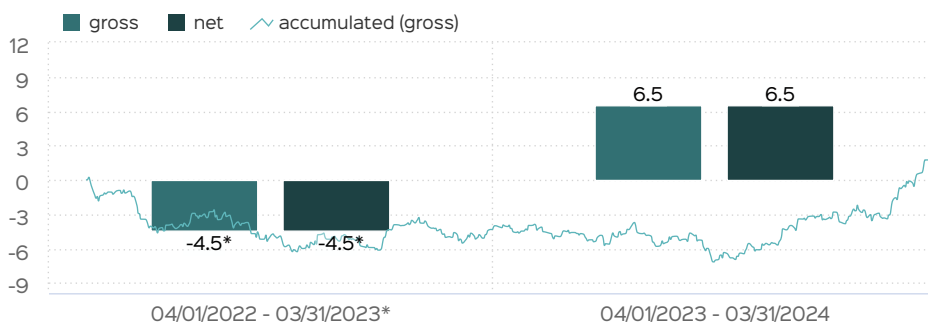
03/28/2024

Volker Schilling, responsible since 05/02/2022

### Fund portrait

The fund's investment objective is to achieve the most stable growth in value possible. To achieve this, the fund invests worldwide in the various asset classes, primarily equities, bonds as well as precious metals and alternative investments within the scope of the instruments permitted for the fund in accordance with the UCITS Directive. In doing so, the fund strives for a balanced diversification in all asset classes. As part of a global and diversified wealth management approach, the structure of the fund is monitored and regularly adjusted to market changes. The fund does not follow a benchmark.

### Performance in 12-months-periods



Past performance is not a reliable indicator of future performance. All performance assumes a reinvestment of the distributions and an investment amount of 1,000 EUR and comprises twelve months each. The values marked with an \* refer to a shorter period of time (since launch). Net performance: In addition to all costs incurred in the fund, the respective issue charge is also taken into account. This is deducted from the investment amount at the beginning of the performance period presented. The redemption charge, if such a discount is levied, will be deducted when the fund units are returned. Any custody fee that may be incurred that reduces performance is not taken into account. Gross performance: Corresponds to the net value development, but does not take into account an issue charge.

### Funds by

PartnerLOUNGE  
Powered by Greiff & HANSAINVEST

### Fund profile

Fund name	Der Zukunftsfonds
Share class	R
ISIN	DE000A3CT6F3
WKN	A3CT6F
Launch date	05/02/2022
Total fund assets	16.98 million EUR
NAV	103.23 EUR
Issue price	103.23 EUR
Redemption price	103.23 EUR
Fund currency	EUR
Active management	yes
Issue charge	0.00 %
Redemption charge	0.00 %
End of fiscal year	Sep 30
Dividend	Accumulation
Total expense ratio	1.56 %
Management fee	therefrom 1.37 % p.a.
Custodian fee	therefrom 0.04 % p.a.
Performance fee	No
Capital accumulation benefits capable	no
Possibility of savings plan	yes
Single investment capable	yes
Registered for distribution	DE
Cut-off time	04:00 pm

### Ratings & rankings

ESG Rating	BBB
ESG Score	6.26
ESG-Category acc. to SFDR	Article 6

The ESG Rating methodology is developed and calculated with the data provided by MSCI ESG.

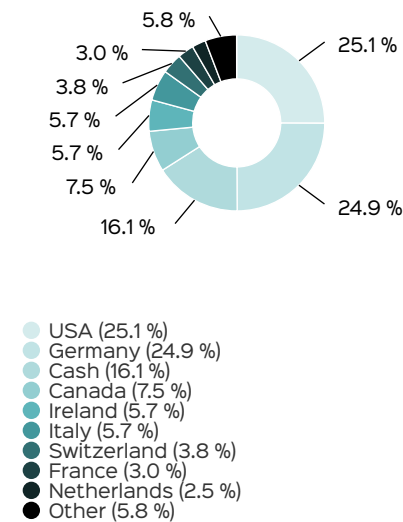
### Top securities

DT.BOERSE COM. XETRA-GOLD	9.85 %
USA 20/30	6.36 %
BUNDANL.V.14/24	6.17 %
USA 21/31	4.91 %
USA 21/31	4.25 %
ISV-I.JPM.DLEMCB.UETF DLD	3.76 %
ITALIEN 20/25	3.60 %
RCI BANQUE 17/24 FLR MTN	2.98 %
BAC CAP. TR. XIV UND.FLR	2.61 %
AEGON 04-UND. FLR	2.53 %

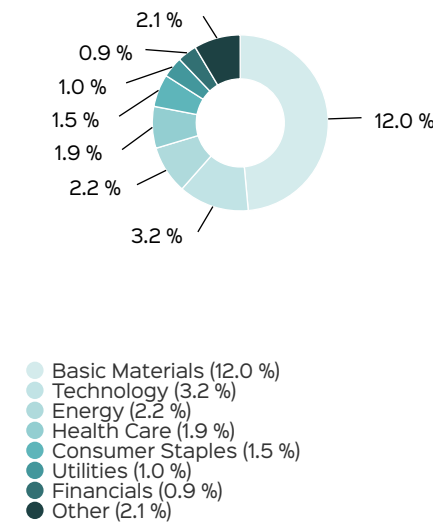
### Key figures

Average remaining term	3.61
Mod. Duration	3.29
Duration	3.49
Liquidity ratio	0.9433-93
VaR	1.82 %
Percentage of assets invested	83.95 %

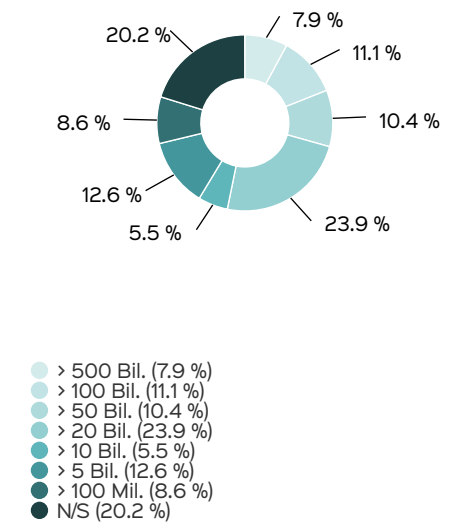
### Regions



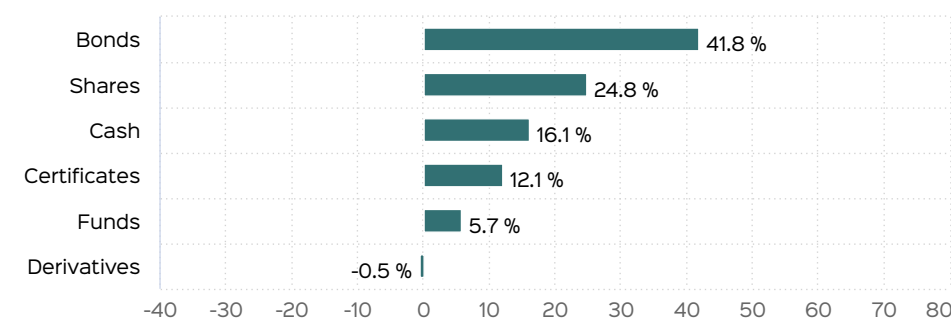
### Sectors



### Market cap



### Asset Allocation

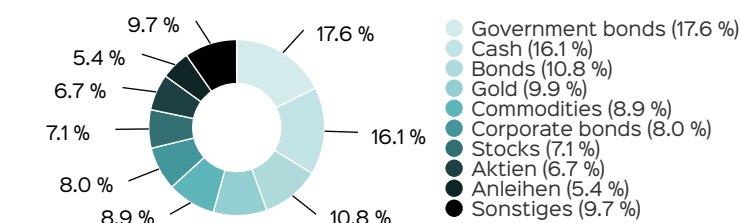


### Performance in periods

	cumulative	p.a.
current year	6.64 %	
1 month	3.87 %	
3 months	6.21 %	
6 months	10.77 %	
1 year	7.72 %	7.72 %
3 years		
5 years		
10 years		
since launch	3.23 %	1.65 %

Past performance is not indicative of future returns.

### Allocation by substrategies



## Risk and return profile



### Notice

The summary risk indicator is a guide to the level of risk of this product compared to other products. It shows how likely it is that the product will lose money because of movements in the markets or because we are not able to pay you. We have classified this product as 2 which is a low risk class. This rates the potential losses from future performance at a low level, and poor market conditions are very unlikely to impact the capacity to pay you.

Further information on the risks can be found in the document: Key Investor Information

## Opportunities

Investors can participate in the price increases of the international securities markets. The capital is invested broadly in individual stocks as well as different asset classes. Due to the focus on a broad diversification in different asset classes (Equities, bonds, currencies, commodities, precious metals), and due to active risk management, the fund aims to achieve an attractive Risk-Return profile. The fund can use derivatives to hedge exposure against potential losses or increase exposure to achieve higher returns. Investment in foreign currencies may positively influence the fund due to changes in exchange rates.

### Recommended holding period



### Recommendation

The risk indicator assumes you keep the product for 3 years. The actual risk can vary significantly if you cash in at an early stage and you may get back less.

## Risks

Although the fund aims to achieve steady growth in value, this cannot be guaranteed. The fund is subject to the typical price change risks and the market cycle of securities markets. It is exposed to the wide variety of general trends and tendencies in the global financial markets, some of which are based on irrational factors.

Transactions with derivatives for hedging purposes reduce the overall risk of the fund but can reduce the return opportunities. If transactions are made with derivatives as part of the investment strategy, the Fund's risk of loss may increase, at least temporarily. The Fund may be the victim of fraud or other criminal activity. The loss of trading persons may result in an adverse effect on investment performance. Custody Risks: There may be a risk of loss associated with the safekeeping of assets, particularly abroad, which may result from insolvency, breaches of duty of care or abusive conduct by the custodian/sub-custodian. The Fund may enter various transactions with counterparties. If a contractual partner becomes insolvent, it may no longer be able to settle outstanding claims of the fund or may only be able to settle them in part. Information on further risks can be found in the PRIIPS and the VKP.

- Information on further risks can be found in the KID and the Prospectus.
- In particular, the fund shows increased fluctuations in the unit price due to its composition and the possible use of derivatives.

### Distributor

DFG Deutsche Fondsgesellschaft SE  
Invest  
Schlüterstraße 40, 10707 Berlin  
Tel.: +49 30 400 065 39  
E-Mail: [info@der-zukunftsfonds.de](mailto:info@der-zukunftsfonds.de)  
Internet: <https://www.der-zukunftsfonds.de/>

### Portfoliomanager

Greiff capital management AG  
Munzinger Straße 5a  
D-79111 Freiburg im Breisgau  
Tel.: +49 761 7676950  
E-Mail: [info@greiff-ag.de](mailto:info@greiff-ag.de)  
Internet: <http://www.greiff-ag.de>

### Management company

HANSAINVEST  
Hanseatische Investment-GmbH  
Kapstadtring 8  
22297 Hamburg  
Tel.: (0 40) 3 00 57 - 0  
E-Mail: [service@hansainvest.de](mailto:service@hansainvest.de)  
Internet: <https://www.hansainvest.com>

### Custodian

Hauck Aufhäuser Lampe Privatbank AG  
Kaiserstraße 24  
D - 60311 Frankfurt am Main  
Tel.: +49 69 2161 1382  
Fax: +49 69 2161 1340  
Internet: <https://www.hauck-aufhaeuser.com>

### Important notes

Source of all data unless indicated otherwise: HANSAINVEST.

This is a marketing communication. Please read the [sales prospectus](#) (in German) and the [key information document](#) (in German) before making a final investment decision. The basis for the purchase is formed by the applicable sales documents, which contain detailed information on the individual risks associated with the investment. The sales prospectus and the key investor information are exclusively available in German and in electronic form. We will send you printed copies free of charge on request.

The net asset value of investment funds is subject to fluctuations to differing degrees, and is no guarantee that the investment objectives will be achieved. There is the risk that the investor will suffer a financial loss as a result of the investment acquired.

By acquiring the investment acquired, the investor merely acquires units in a fund and not the underlying assets of the fund, e.g. a building or shares in a company.

Performance is calculated using the [BVI method](#) (in German). Information on the precise method of performance calculation can be found in German on the Internet under [Description of methods of calculation](#).

Future performance is subject to taxation. This is dependent on the personal situation of the respective investor and can change in future.

Total fund assets refer to the fund assets of all unit classes belonging to the fund. Total fund assets are shown in the currency of the unit class that was issued first.

The ongoing costs shown (total cost ratio) were incurred in the last

financial year of the fund; for new funds, this is an estimate for the first financial year. The costs incurred can fluctuate from year to year and reduce the investor's earnings prospects. Further information on costs and any performance-based remuneration and its composition can be found in the key investor information.

No performance-based remuneration is charged.

Any percentages indicated in the investment structures or asset breakdowns shown generally relate to the total fund assets. Only a subset of the asset types is used as a basis in each case for the presentation of individual structures (e.g. for industries, only the share of equities), with the result that a total of 100% is not necessarily achieved.

The top securities (if indicated) are presented for a maximum of 60% of fund assets.

The figures shown are rounded, hence the totalled values can deviate from 100%.

The cut-off time refers to the daily close of order acceptance by the fund's depository bank. This is typically earlier for the investor's custodian office.

This document and the information contained in it are not intended for US persons and must not be disseminated in the United States.

A summary of investors' rights in German can be found on our website under [Compliance](#).

The sale of funds can be revoked at any time in accordance with the provisions of the German Investment Code.